



BD Cummins 12V Cool Covers




P/N#	1061800	Qty: 1
P/N#	1061800-6	Qty: 6




PLEASE READ ALL INSTRUCTIONS BEFORE INSTALLATION

Please note this revision will not fit the early style ARP head or A1 studs. These studs have an overly tall and wide nut that contacts a strength boss in the inside of the cool covers. If you've purchased your ARP studs after 2008 you should not have a problem.

KIT CONTENTS:

Please check to make sure that you have all the parts listed in this kit before you start the disassembly of your truck.

1061800 Kit Contents	
1601801PM	
	
<i>Cool Cover</i>	
Qty: 1	
3930906	1302186
	
<i>Valve Cover Gasket</i>	<i>Valve Cover O-ring</i>
Qty: 1	Qty: 1

1061800-6 Kit Contents	
1601801PM	
	
<i>Cool Cover</i>	
Qty: 6	
3930906	1302186
	
<i>Valve Cover Gasket</i>	<i>Valve Cover O-ring</i>
Qty: 6	Qty: 6

Welcome

Thank you for purchasing the Cummins 12V Cool Covers. The cool covers are an attractive way to make your engine look new again. ¼" thick cast Aluminum, and a powder coated exterior ensure a long lasting look.

Required Tools

- Ratchet
- 15mm socket
- 19mm Socket (1994-1998 Trucks)
- 13mm Socket (1988-1993 Trucks)
- Torque Wrench (18 ftlbs)

BD Engine Brake Inc.

Plant Address: 33541 MacLure Rd. Abbotsford, BC, Canada V2S 7W2

U.S. Shipping Address: 88-446 Harrison St, Sumas, WA 98295 U.S. Mailing Address: P.O. Box 231, Sumas, WA 98295

Phone: 604-853-6096 | Fax: 604-853-8749 | Internet: www.bd-power.com


INSTALLATION

1. Remove the factory tin Cummins name plate off the top of the engine.

For 1988-1993 trucks you will use a **13mm** socket.

For 1994-1998 trucks you will use a **19mm** socket.

Once remove discard or send to your sorry friend with a Ford.



2. Using a **15mm** socket remove each of the valve covers.

Discard the valve cover gaskets from the bottom of the valve cover.

Clean the area on the head where the valve cover gaskets mates.



3. Inspect the valve cover bolt and remove the oring that sits underneath the bolt head.

BD Engine Brake Inc.

Plant Address: 33541 MacLure Rd. Abbotsford, BC, Canada V2S 7W2

U.S. Shipping Address: 88-446 Harrison St, Sumas, WA 98295 U.S. Mailing Address: P.O. Box 231, Sumas, WA 98295


Phone: 604-853-6096 | Fax: 604-853-8749 | Internet: www.bd-power.com

4. Insert the supplied valve cover gaskets onto the bottom of the cool covers and install.

You will need to place a newly supplied oring underneath the bolt head. This will act as the compressing force to hold the valve cover in place.

Before torquing the valve covers in place. Use a long straight edge to align the sides of the valve covers to each other. This ensures the valve covers are parallel to each other. While torquing the valve covers have someone hold the straight edge to ensure the valve covers do not twist.

Torque the valve cover bolt to **18ftlbs.**



Using a degreaser clean the cool covers and your all finished.

If you would like to replace the front and back valve cover bolts to eliminate the raised studs section, the Cummins part # for the standard bolt is 3907049.

BD Engine Brake Inc.

Plant Address: 33541 MacLure Rd. Abbotsford, BC, Canada V2S 7W2

U.S. Shipping Address: 88-446 Harrison St, Sumas, WA 98295 U.S. Mailing Address: P.O. Box 231, Sumas, WA 98295

Phone: 604-853-6096 | Fax: 604-853-8749 | Internet: www.bd-power.com

Troubleshooting

If you have any technical difficulties, concerns, comments, or complaints, please phone our Technical Support hotline at (800) 887-5030 between 8:30am-5:00pm PST (Pacific Standard Time) Monday to Friday, or post a message on the BD Discussion Forums located at:

<http://forum.bd-power.com/>



Visit our Internet forums at <http://www.dieselperformance.com> and share your comments or technical support questions with some of the industry's leading experts in the diesel field.

BD Engine Brake Inc.

Plant Address: 33541 MacLure Rd. Abbotsford, BC, Canada V2S 7W2

U.S. Shipping Address: 88-446 Harrison St, Sumas, WA 98295 U.S. Mailing Address: P.O. Box 231, Sumas, WA 98295

Phone: 604-853-6096 | Fax: 604-853-8749 | Internet: www.bd-power.com